

MERIDIAN



MERIDIAN PLUS



MERIDIAN

MERIDIAN PLUS



Always consult www.augentilighting.it for
UPDATED TECHNICAL DATA



WALL

MERIDIAN



APPLICATION



Double emission fixture with diffused distribution of the light beam. Molded acid-etched glass diffusers and die-cast aluminum main structure. Double mains voltage LED circuit for maximizing output. Dali dimmable on request with extra charge.

WALL

MERIDIAN

SPECIFICATIONS



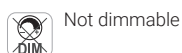
- The rated flux values refer to source LED at Ts85°C / ta25°C
- The Power/Flux in the table refer to maximum installable value



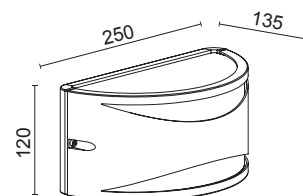
LED SYSTEM WITH BUILT-IN DRIVER

REVIEW

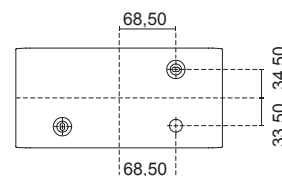
COD.	Source Flux	Fixture Flux	CCT	CRI	Power	CL
4500W/WR50PO	1982 lm	1049 lm	3000 K	80	14W - 220-240Vac 50/60Hz	I
4500W/NR50PO	2070 lm	1096 lm	4000 K	80	14W - 220-240Vac 50/60Hz	I



DIMENSIONS



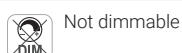
ASSEMBLY



LED SYSTEM WITH BUILT-IN DRIVER

REVIEW

COD.	Source Flux	Fixture Flux	CCT	CRI	Power	CL
4500W/WR50VS	1982 lm	1079 lm	3000 K	80	14W - 220-240Vac 50/60Hz	I
4500W/NR50VS	2070 lm	1126 lm	4000 K	80	14W - 220-240Vac 50/60Hz	I



STANDARD COLOURS



MERIDIAN PLUS

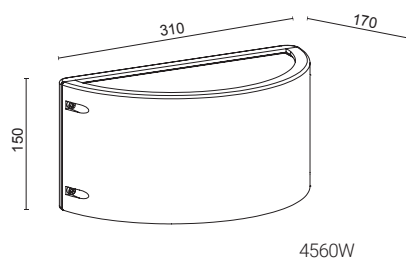
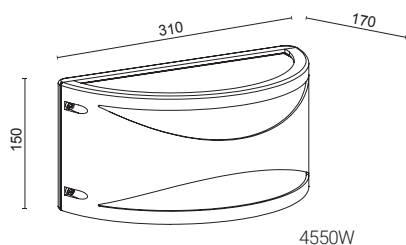
SPECIFICATIONS



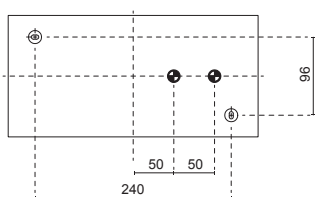
Installation:
Wall

- The rated flux values refer to source LED at Ts85°C / ta25°C
- The Power/Flux in the table refer to maximum installable value
- Lower powers are available on request, only for version with built-in driver
- Dimmable system available on request only with built-in driver

DIMENSIONS



ASSEMBLY



STANDARD COLOURS



LED SYSTEM WITH BUILT-IN DRIVER

COD.	Source Flux	Fixture Flux	CCT	CRI	Power	CL
4550W/WC4.VS	2800 lm	1834 lm	3000 K	80	21W - 220-240Vac 50/60Hz	I
4550W/NC4.VS	2940 lm	1926 lm	4000 K	80	21W - 220-240Vac 50/60Hz	I



Beam
>100°



Double Diffuse Emission
Frosted Glass



Dali dimmable on request
with extra charge



LED SYSTEM WITH BUILT-IN DRIVER

COD.	Source Flux	Fixture Flux	CCT	CRI	Power	CL
4560W/WC4.VS	2800 lm	1694 lm	3000 K	80	21W - 220-240Vac 50/60Hz	I
4560W/NC4.VS	2940 lm	1780 lm	4000 K	80	21W - 220-240Vac 50/60Hz	I



Beam
>100°



Double Diffuse Emission
Frosted Glass



Dali dimmable on request
with extra charge

MERIDIAN PLUS

CHARACTERISTICS

- Optical system housing accessible during installation, with LED on wall-mounted anchor plate.
- Lateral power cable input. Internal 3-ways terminal block for non feed-through wiring.
- Power cable allowed up to 1.5mm² three-pin with external sheath max. 10mm.
- LED maintenance by opening the optical system housing.
- Version available with LED DIRECT AC system at mains voltage
- Luminaire Conforms to EN60598-1 Standard and special requirements

MATERIALS

- Fixture/Base in Die-Cast Aluminium Alloy
- Borosilicate glass with internal acid-etched finish with transmission LT>60%.
- Diffuser optional available in Opal PC GWT850°C UV Resist LTF>50%.
- Seals in EDPM closed cell rubber, UV- resist. Tx -40/+150°C .
- Passive heat sink in Extrusion Aluminium alloy.
- Internal and external screws in A2 Stainless Steel
- IP66 Megol resin cable gland UV-Resist. GWT850°C
- Polyester powder coating, UV-stabilised with anti-corrosion treatment.

