

**REFLECTOR  
PT**



**REFLECTOR  
X3**



SMALL POLES

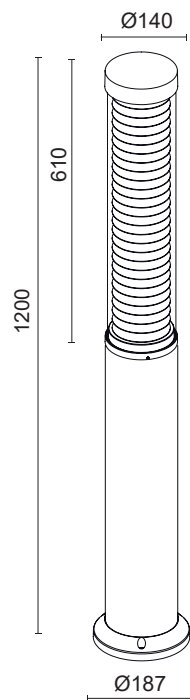
# MAXIMA ONE 375FO

SPECIFICATIONS



- The rated flux values refer to source LED at Ts85°C / ta25°C
- The Power/Flux in the table refer to maximum installable value
- Lower powers are available on request, only for version with built-in driver
- Dimmable system available on request only with built-in driver
- **Ground fixing system with plug INCLUDED**

DIMENSIONS



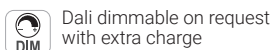
**LED SYSTEM WITH BUILT-IN DRIVER**

COD.	Source Flux	Flusso Apparecchio	CCT	CRII	Power	CL
375FO/WR8.PT	6342 lm	2618 lm	3000 K	80	44W- 220-240Vac 50/60Hz	I
375FO/NR8.PT	6640 lm	2713 lm	4000 K	80	44W- 220-240Vac 50/60Hz	I

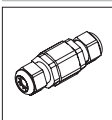


**LED SYSTEM WITH BUILT-IN DRIVER**

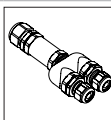
COD.	Source Flux	Flusso Apparecchio	CCT	CRII	Power	CL
375FO/WR8.X3	6342 lm	1201 lm	3000 K	80	44W- 220-240Vac 50/60Hz	I
375FO/NR8.X3	6640 lm	1257 lm	4000 K	80	44W- 220-240Vac 50/60Hz	I



ACCESSORIES

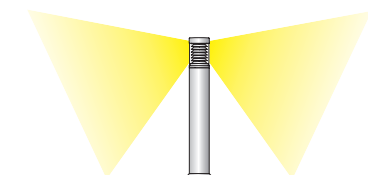


**MOR683P/2V**  
IP68 2ways/3poles connector.  
Maximum section 3x2.5mm

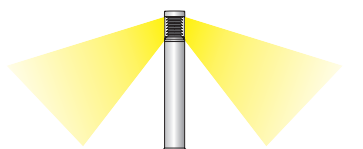


**MOR68Y3P/3V**  
IP68 3ways/3poles connector Y.  
Maximum section 3x2.5mm

LIGHT DIFFUSION



**Maxima 385PT**  
Clear Polycarbonate with louvres



**Maxima 385X3**  
Clear Polycarbonate with antipollution louvres

STANDARD COLOURS

