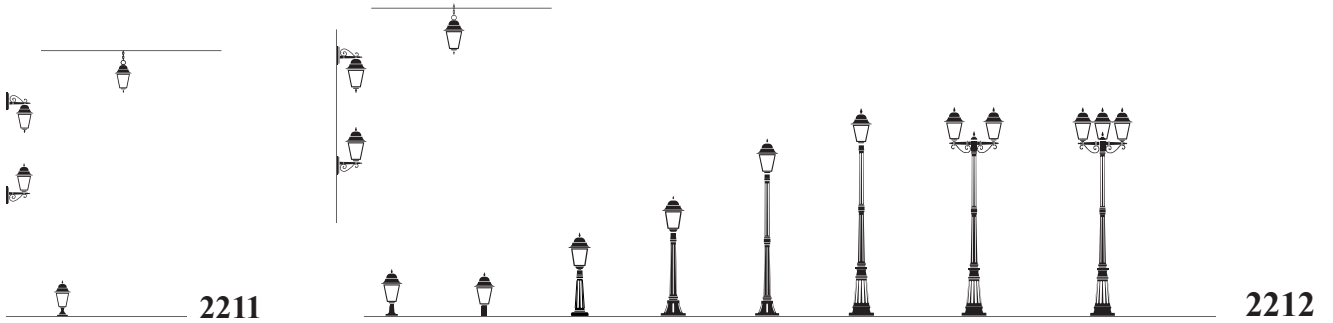


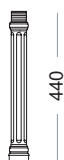
ANDROMEDA





ACCESSORI OPZIONALI

OPTIONAL ACCESSORIES - ACCESSOIRES EN OPTION



6047-A-1

Prolunga per palo
(2212-08/09/11, 2213-08/09/11,
2213-18/19/21)
Pole extension
Rallonge pour poteau



6048-A-1

Sostituisce il 6048-A
(2215-08/09/11)
Replaces 6048
Remplace 6048



6047-A

Prolunga per palo
(2215-08/09/11)
Pole extension
Rallonge pour poteau

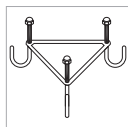
MODU LED

D

Vedi pagina 12 per ulteriori informazioni
See page 12 for more information
Voir page 12 pour plus d'informations

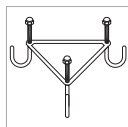
Vedi pagina 20 per ulteriori informazioni

See page 20 for more information - Voir page 20 pour plus d'informations



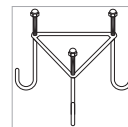
9978-A

Fissaggio a terra per pali
Ground fixing for poles
Fixation au sol pour poteaux
per base-for base-pour base 240x210 mm



9974-A

Fissaggio a terra per pali
Ground fixing for poles
Fixation au sol pour poteaux
per base-for base-pour base 260x230 mm



9975-A

Fissaggio a terra per pali
Ground fixing for poles
Fixation au sol pour poteaux
per base-for base-pour base 325x285 mm

COLORI STANDARD STANDARD COLOURS - COULEURS CLASSIQUES

00	01	10	24	25	30	35	40
BIANCO PURO RAL 9016 PURE WHITE BLANC PUR	NERO RAL 9005 BLACK NOIR	BIANCO RAL 9010 WHITE BLANC	BRONZO BRONZE BRONZE	RUGGINE RUST ROUILLE	ANTRACITE ANTHRACITE ANTHRACITE	ARDESIA SLATE ARDOISE	GRIGIO RAL 9006 GREY GRIS

COLORI SPECIALI SPECIAL COLOURS - COULEURS SPÉCIALES

02	03	04	05
NERO-ORO BLACK-GOLD NOIR-DORÉ	NERO-RAME BLACK-COPPER NOIR-CUIVRE	NERO-VERDE BLACK-GREEN NOIR-VERT	NERO-GRIGIO BLACK-GRAY NOIR-GRIS

CARATTERISTICHE

Apparecchio per illuminazione artistica di aree pedonali, parchi e giardini, con soluzioni di design caratterizzanti e soluzioni tecniche aderenti alle più recenti normative. Corpo in pressofusione di alluminio ENAB46100, pali in estruso di alluminio UNI EN 573-3 verniciato colore antracite a polveri e poliesteri in doppia mano previo processo anticorrosione. Diffusore PMMA trasparente o opale antivandalico. Viterie e minuterie in acciaio inox A2. Sorgenti luminose al sodio, ioduri metallici, e fluorescenti compatte da 23W a 42W per coprire le più disparate esigenze illuminotecniche.

Installazione:

a parete, a soffitto, a terra

Componenti:

Pressofusione di alluminio lega ENAB46100, pali in estruso di alluminio UNI EN 573-3

Diffusori:

vetro chiaro trasparente (standard) - opale (opzionale)
polycarbonato chiaro trasparente (opzionale) - satinato (opzionale)

Portalamпада:

E27

Lampada non inclusa

Cablaggio:

tensione di rete 220-240V

Viterie:

acciaio inox

Guarnizione:

silicone espanso - silicone stampato

Isolamento:

Classe I

Normative:

conformità alle norme EN60598-1 e EN60598-2-3

Marchio:

CE

Accessori Opzionali:

frangiluce 12 lamelle (9981-A) - frangiluce 6 lamelle (9982-A)
Kit per il fissaggio al terreno (9975-A) per pali

FEATURES

Fitting for artistic lighting of pedestrian areas, gardens and park, with characteristic design and technical solutions in compliance with the latest norms. Body in die-cast aluminium ENAB46100, poles in extruded aluminium UNI EN 573-3, polyester powder anthracite color painted subject to anti-corrosion process. Anti-vandalic transparent or opal PMMA diffuser. Screws in A2 stainless steel. Sodium, metal halide or 23W-42W compact fluorescent lamp to suit all technical lighting requests.

Fixing:

wall fixing, ceiling fixing, ground fixing

Components:

ENAB46100 die-cast aluminium, poles in extruded aluminium UNI EN 573-3

Diffusers:

clear glass (standard) - opal (optional)
clear polycarbonate (optional) - satin (optional)

Lamp holder:

E27

Lamp not included

Wiring:

voltage 220-240V

Screws kit:

stainless steel

Gasket:

expanded silicone - moulded silicone

Insulation:

Class I

Norms:

manufactured in compliance with EN60598-1 and EN60598-2-3 norms

Mark:

CE

Optional Accessories:

12 lamellar shade (9981-A) - 6 lamellar shade (9982-A)
Anchoring kit for ground installation (9975-A) for poles

CARACTÉRISTIQUES

Appareil pour éclairage artistique de zones piétonnes, parcs et jardins, avec des solutions de design particulières et des solutions techniques conformes aux réglementations les plus récentes. Corps en aluminium moulé sous pression ENAB46100, poteau en aluminium extrudé UNI EN 573-3 peint couleur anthracite en poudres et polyester deux couches après processus anti-corrosion. Diffuseur PMMA transparent ou opale anti-vandalisme. Visserie et petits composants en acier inox A2. Lampes au sodium, à iodure métallique et fluocompactes de 23 W à 42 W pour satisfaire les exigences d'éclairage technique les plus diverses.

Installation:

au mur, au plafond, au sol

Composants:

Alliage d'aluminium moulé par pression ENAB46100, poteaux en aluminium extrudé UNI EN 573-3

Diffuseurs:

Vitre clair transparent (classiques) - opale (en option)
polycarbonate clair transparent (en option) - satiné (en option)

Douille de lampe:

E27

Ampoule non incluse

Câblage:

tension de réseau 220-240V

Visserie:

acier inox

Garniture:

silicone expansif - silicone moulé

Isolément:

Classe I

Réglementations:

conformité avec les normes EN60598-1 et EN60598-2-3

Marquage:

CE

Accessoires en option:

défecteur 12 lamelles (9981-A) - déflecteur 6 lamelles (9982-A)
Kit pour fixation au sol (9975-A) pour poteau

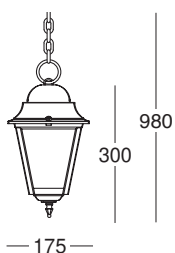
01 2211-2212-2213-2215



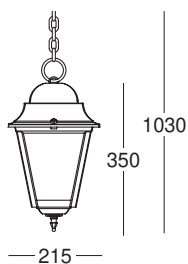
MODU **LED** VEDI-SEE-VOIR
PAG. 12



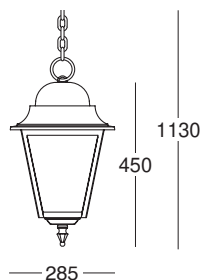
COD.	LAMP	V	W
2211-01...30 2212-01...30 2213-01...30 2215-01...30	E27	250	75 max



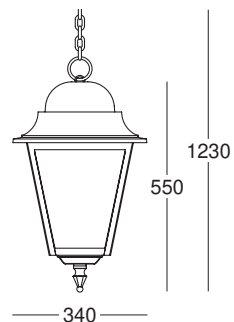
2211-01



2212-01



2213-01



2215-01

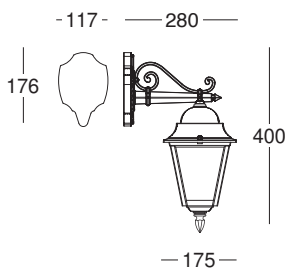
02-03 2211-2212



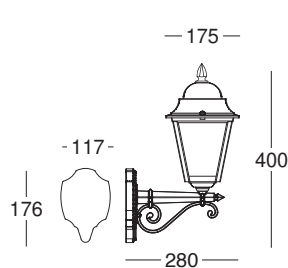
MODU **LED** VEDI-SEE-VOIR
PAG. 12



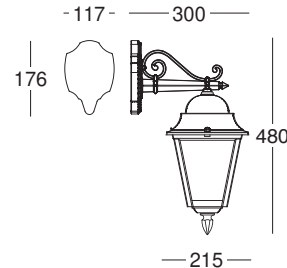
COD.	LAMP	V	W
2211-02...30 2211-03...30 2212-02...30 2212-03...30	E27	250	75 max



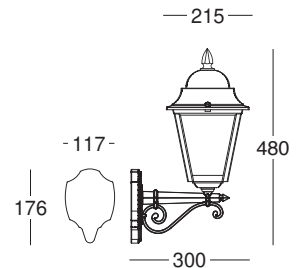
2211-02



2211-03



2212-02



2212-03

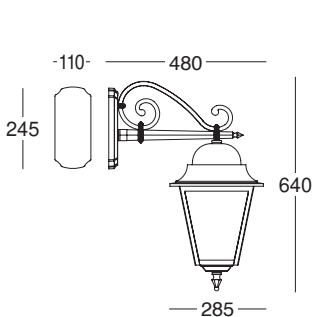
02-03 2213-2215



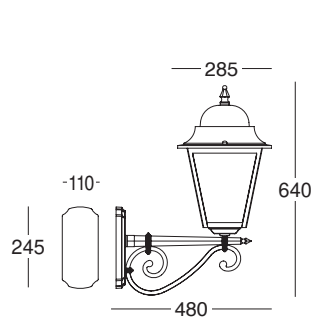
MODU **LED** VEDI-SEE-VOIR
PAG. 12



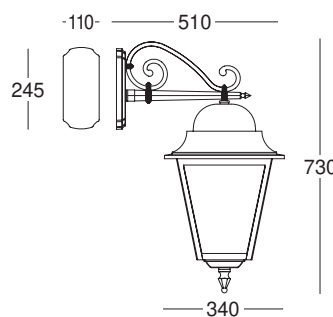
COD.	LAMP	V	W
2213-02...30			
2213-03...30			
2215-02...30	E27	250	75 max
2215-03...30			



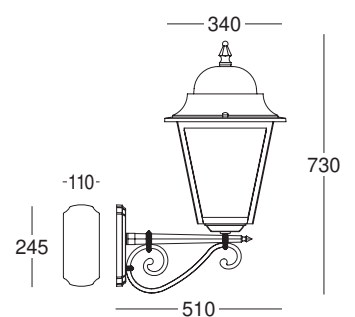
2213-02



2213-03



2215-02



2215-03


04 2211-2212-2213-2215



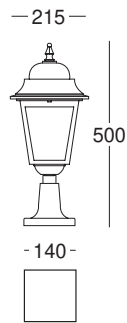
MODU **LED** VEDI-SEE-VOIR
PAG. 12



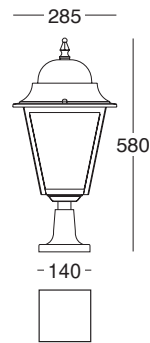
COD.	LAMP	V	W
2211-04...30			
2212-04...30	E27	250	75 max
2213-04...30			
2215-04...30			



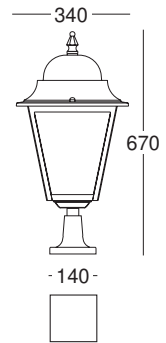
2211-04



2212-04



2213-04



2215-04


25 2212-2213-2215



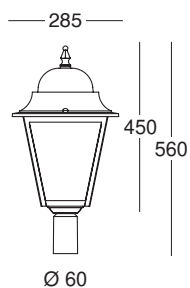
MODU **LED** VEDI-SEE-VOIR
PAG. 12



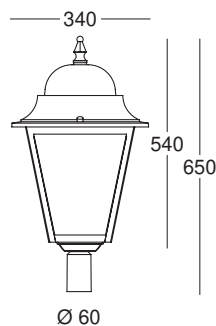
COD.	LAMP	V	W
2212-25...30			
2213-25...30	E27	250	75 max
2215-25...30			



2212-25




2213-25

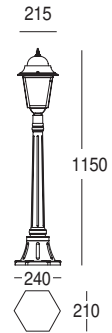


2215-25

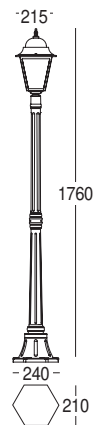
06-07 2212-2213



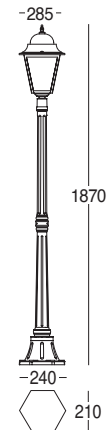
2212-05



2212-06 * KIT 9978-A



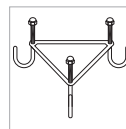
2212-07 * KIT 9978-A



2213-07 * KIT 9978-A

* FISSAGGIO A TERRA PER PALI (OPZIONALI)
GROUND FIXING FOR POLES (OPTIONAL)
FIXATION AU SOL POUR POTEAUX (EN OPTION)

per base-for base-pour base
240x210 mm



9978-A

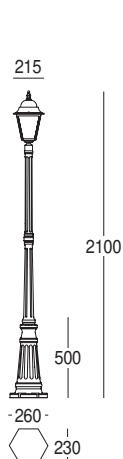


COD.	LAMP	V	W
2212-05...30			
2212-06...30			
2212-07...30	E27	250	75 max
2213-07...30			

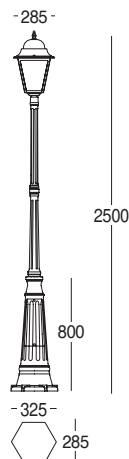
MODU LED VEDI-SEE-VOIR
PAG. 12



08-18 2212-2213-2215



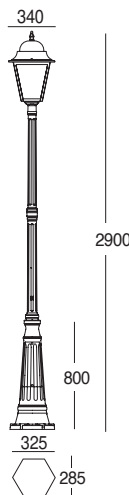
2212-08 * KIT 9974-A



2213-18 * KIT 9975-A



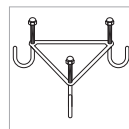
2213-08 * KIT 9974-A



2215-08 * KIT 9975-A

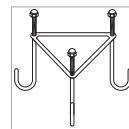
* FISSAGGIO A TERRA PER PALI (OPZIONALI)
GROUND FIXING FOR POLES (OPTIONAL)
FIXATION AU SOL POUR POTEAUX (EN OPTION)

per base-for base-pour base
260x230 mm



9974-A

per base-for base-pour base
325x285 mm



9975-A

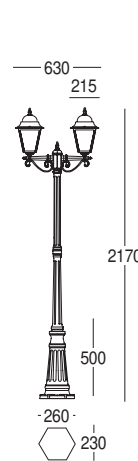


COD.	LAMP	V	W
2212-08...30			
2213-08...30	E27	250	75 max
2213-18...30			
2215-08...30			

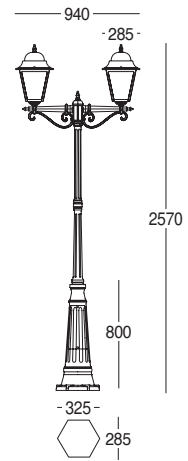
MODU **LED** VEDI-SEE-VOIR
PAG. 12



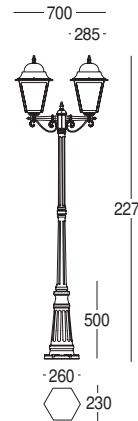
09-19 2212-2213-2215



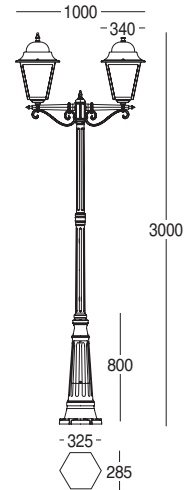
2212-09 * KIT 9974-A



2213-19 * KIT 9975-A



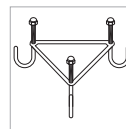
2213-09 * KIT 9974-A



2215-09 * KIT 9975-A

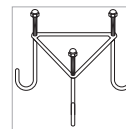
* FISSAGGIO A TERRA PER PALI (OPZIONALI)
GROUND FIXING FOR POLES (OPTIONAL)
FIXATION AU SOL POUR POTEAUX (EN OPTION)

per base-for base-pour base
260x230 mm



9974-A

per base-for base-pour base
325x285 mm



9975-A



COD.

2212-09...30
2213-09...30
2213-19...30
2215-09...30

LAMP

E27

V

250

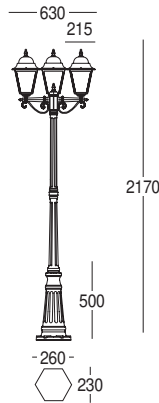
W

75 max

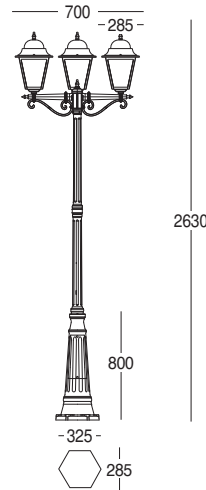
MODU **LED** VEDI-SEE-VOIR
PAG. 12



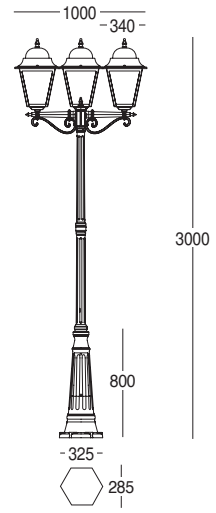
11 2212-2213-2215



2212-11 * KIT 9974-A



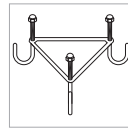
2213-11 * KIT 9975-A



2215-11 * KIT 9975-A

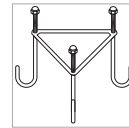
* FISSAGGIO A TERRA PER PALI (OPZIONALI)
GROUND FIXING FOR POLES (OPTIONAL)
FIXATION AU SOL POUR POTEAUX (EN OPTION)

per base-for base-pour base
260x230 mm



9974-A

per base-for base-pour base
325x285 mm



9975-A



COD.	LAMP	V	W
2212-11...30	E27	250	75 max
2213-11...30			
2215-11...30			

MODU **LED** VEDI-SEE-VOIR
PAG. 12

