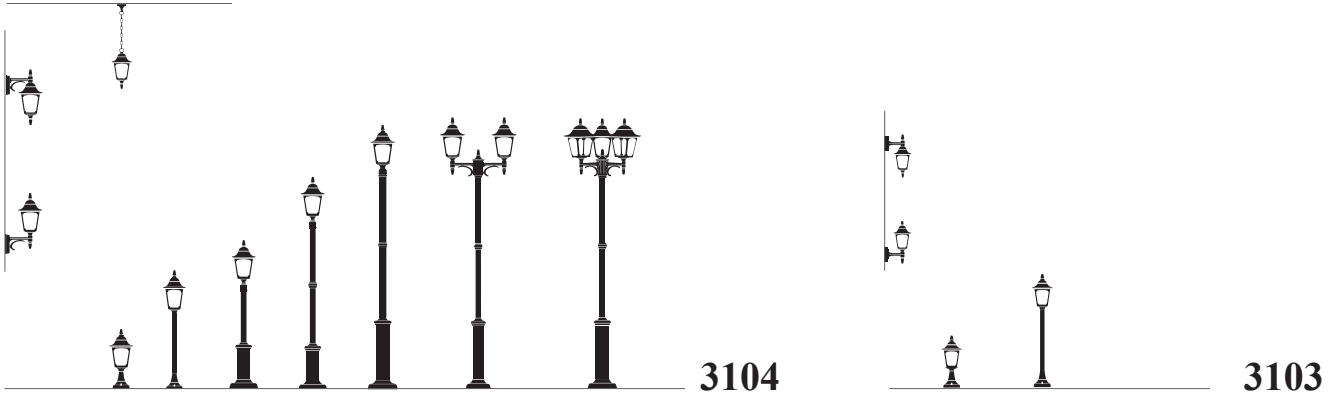
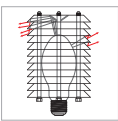


QUADRAT

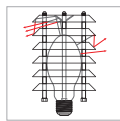


ACCESSORI OPZIONALI OPTIONAL ACCESSORIES - ACCESSOIRES EN OPTION



9981-A
12 Lamelle Blades - Lames

Frangiluce solo per QUADRAT LARGE
Lamellar shade only for QUADRAT LARGE
Déflecteur uniquement pour QUADRAT LARGE

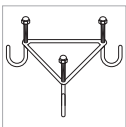


9982-A
6 Lamelle Blades - Lames

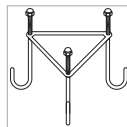
MODU LED

D

Vedi pagina 12 per ulteriori informazioni
See page 12 for more information
Voir page 12 pour plus d'informations



9976-A
Fissaggio a terra per pali
Ground fixing for poles
Fixation au sol pour poteaux
per base-for base-pour base 215x250 mm



9975-A
Fissaggio a terra per pali
Ground fixing for poles
Fixation au sol pour poteaux
per base-for base-pour base 340x390 mm



COLORI STANDARD STANDARD COLOURS - COULEURS CLASSIQUES

00	01	10	24	25	30	35	40
BIANCO PURO RAL 9016 PURE WHITE BLANC PUR	NERO RAL 9005 BLACK NOIR	BIANCO RAL 9010 WHITE BLANC	BRONZO BRONZE BRONZE	RUGGINE RUST ROUILLE	ANTRACITE ANTHRACITE ANTHRACITE	ARDESIA SLATE ARDOISE	GRIGIO RAL 9006 GREY GRIS

COLORI SPECIALI SPECIAL COLOURS - COULEURS SPÉCIALES

02	03	04	05
NERO-ORO BLACK-GOLD NOIR-DORÉ	NERO-RAME BLACK-COPPER NOIR-CUIVRE	NERO-VERDE BLACK-GREEN NOIR-VERT	NERO-GRIGIO BLACK-GRY NOIR-GRIS

CARATTERISTICHE

Apparecchio per illuminazione artistica di aree pedonali, parchi e giardini, con soluzioni di design caratterizzanti e soluzioni tecniche aderenti alle più recenti normative. Corpo in pressofusione di alluminio ENAB46100, pali in estruso di alluminio UNI EN 573-3 verniciato colore antracite a polveri e poliesteri in doppia mano previo processo anticorrosione. Diffusore PMMA trasparente o opale antivandalico. Viterie e minuterie in acciaio inox A2. Sorgenti luminose al sodio, ioduri metallici, e fluorescenti compatte da 23W a 42W per coprire le più disparate esigenze illuminotecniche. Frangiluce lamellare in alluminio anodizzato.

Installazione:

a parete, a soffitto, a terra

Componenti:

Pressofusione di alluminio lega ENAB46100, pali in estruso di alluminio UNI EN 573-3

Diffusori:

polycarbonato chiaro trasparente - opale (opzionale) (LARGE)
vetro chiaro trasparente - satinato (opzionale) (MEDIUM-SMALL)

Portalamпада:

E27

Lampada non inclusa

Cablaggio:

tensione di rete 220-240V

Viterie:

acciaio inox

Guarnizione:

silicone espanso - silicone stampato

Isolamento:

Classe I

Normative:

conformità alle norme EN60598-1 e EN60598-2-3

Marchio:

CE

Accessori Opzionali:

frangiluce 12 lamelle (9981-A) - frangiluce 6 lamelle (9982-A)

Triangolo per il fissaggio al terreno (9975-A) per pali, compreso di tiranti e dadi

FEATURES

Fitting for artistic lighting of pedestrain areas, gardens and park, with characteristic design and technical solutions in compliance with the latest norms. Body in die-cast aluminium ENAB43100, poles in extruded aluminium UNI EN 573-3, polyester powder anthracite color painted subject to anti-corrosion process. Anti-vandalic transparent or opal PMMA diffuser. Screws in A2 stainless steel. Sodium, metal halide or 23W-42W compact fluorescent lamp to suit all technical lighting requests. Lamellar shade anodized aluminium.

Fixing:

wall fixing, ceiling fixing, ground fixing

Components:

ENAB46100 die-cast aluminium, poles in extruded aluminium UNI EN 573-3

Diffusers:

clear polycarbonate - opal (optional) (LARGE)
clear glass - satin (optional) (MEDIUM-SMALL)

Lampholder:

E27

Lamp not included

Wiring:

voltage 220-240V

Screws kit:

stainless steel

Gasket:

expanded silicone - moulded silicone

Insulation:

Class I

Norms:

manufactured in compliance with EN60598-1 and EN60598-2-3 norms

Mark:

CE

Optional Accessories:

12 lamellar shade (9981-A) - 6 lamellar shade (9982-A)

Anchoring kit for ground installation (9975-A) for poles

CARACTÉRISTIQUES

Appareil pour éclairage artistique de zones piétonnes, parcs et jardins, avec des solutions de design particulières et des solutions techniques conformes aux réglementations les plus récentes. Corps en aluminium moulé sous pression ENAB46100, poteau en aluminium extrudé UNI EN 573-3 peint couleur anthracite en poudres et polyester deux couches après processus anti-corrosion. Diffuseur PMMA transparent ou opale anti-vandalisme. Visserie et petits composants en acier inox A2. Lampes au sodium, à iodure métallique et fluocompactes de 23 W à 42 W pour satisfaire les exigences d'éclairage technique les plus diverses. Déflecteur lamellaire en aluminium anodisé.

Installation:

au mur, au plafond, au sol

Composants:

Alliage d'aluminium moulé par pression ENAB46100, poteaux en aluminium extrudé UNI EN 573-3

Diffuseurs:

polycarbonate clair transparent - opale (en option) (LARGE)
Verre clair transparent - satiné (en option) (MEDIUM-SMALL)

Douille de lampe:

E27

Ampoule non incluse

Câblage:

tension de réseau 220-240V

Visserie:

acier inox

Garniture:

silicone expansif - silicone moulé

Isolement:

Classe I

Réglementations :

conformité avec les normes EN60598-1 et EN60598-2-3

Marquage:

CE

Accessoires en option:

déflecteur 12 lamelles (9981-A) - déflecteur 6 lamelles (9982-A) Triangle pour la fixation au sol (9975-A) pour poteaux, tirants et écrous inclus

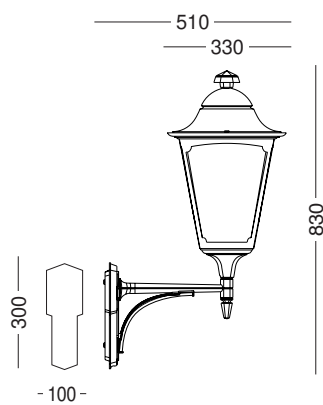
03 3108



MODU **LED** VEDI-SEE-VOIR
PAG. 12

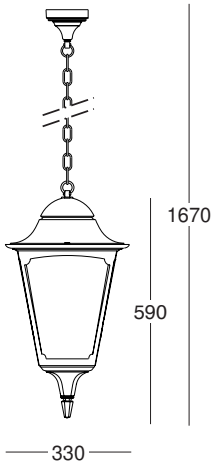


COD.	LAMP	V	W
3108-03...30	E27	250	75 max



3108-03

01 3108



3108-01

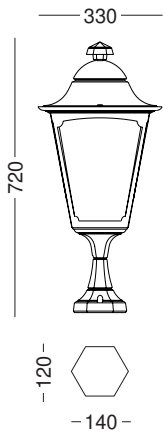


MODU **LED** VEDI-SEE-VOIR
PAG. 12



COD.	LAMP	V	W
3108-01...30	E27	250	75 max

04 3108



3108-04

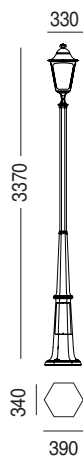


MODU **LED** VEDI-SEE-VOIR
PAG. 12

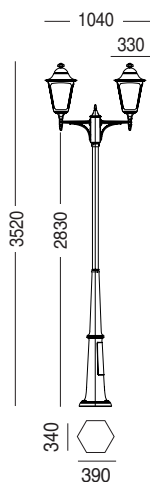


COD.	LAMP	V	W
3108-04...30	E27	250	75 max

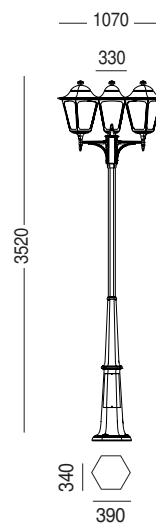
78-79 3108



3108-78 * KIT 9975-A



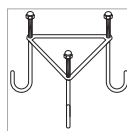
3108-79 * KIT 9975-A



3108-71 * KIT 9975-A

* FISSAGGIO A TERRA PER PALI (OPZIONALI)
GROUND FIXING FOR POLES (OPTIONAL)
FIXATION AU SOL POUR POTEAUX (EN OPTION)

per base-for base-pour base
340x390 mm



9975-A



MODU **LED** VEDI-SEE-VOIR
PAG. 12



COD.	LAMP	V	W
3108-78...30	E27	250	75 max
3108-79...30	E27	250	75 max
3108-71...30	E27	250	75 max

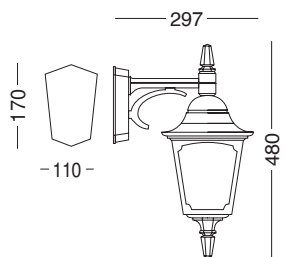
02-03 3104



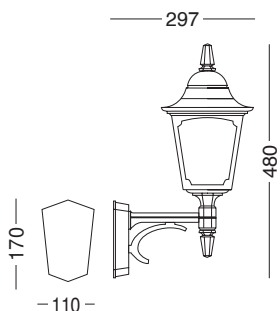
MODU **LED** VEDI-SEE-VOIR
PAG. 12



COD.	LAMP	V	W
3104-02...30	E27	250	75 max
3104-03...30			

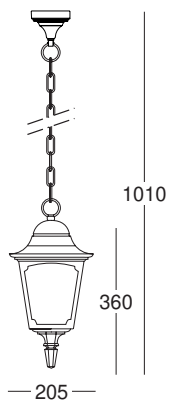


3104-02



3104-03

01 3104



3104-01

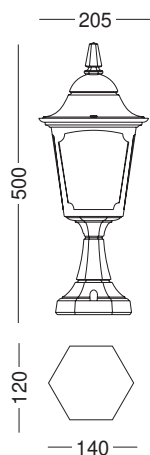


MODU **LED** VEDI-SEE-VOIR
PAG. 12



COD.	LAMP	V	W
3104-01...30	E27	250	75 max

04 3104



3104-04

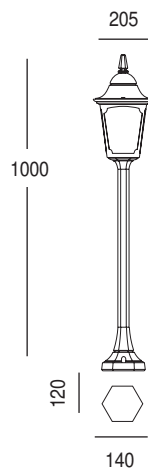


MODU **LED** VEDI-SEE-VOIR
PAG. 12



COD.	LAMP	V	W
3104-04...30	E27	250	75 max

15 3104



3104-15

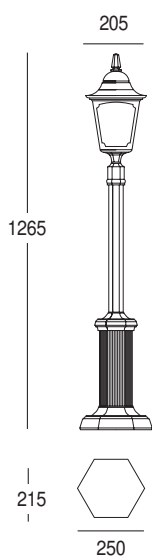


MODU LED VEDI-SEE-VOIR
PAG. 12



COD.	LAMP	V	W
3104-15...30	E27	250	75 max

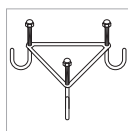
66 3104



3104-66 * KIT 9976-A

* FISSAGGIO A TERRA PER PALI (OPZIONALI)
GROUND FIXING FOR POLES (OPTIONAL)
FIXATION AU SOL POUR POTEAUX (EN OPTION)

per base-for base-pour base
215x250 mm



9976-A

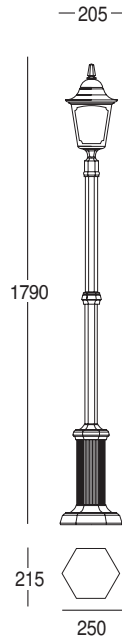



COD.	LAMP	V	W
3104-66...30	E27	250	75 max

MODU **LED** VEDI-SEE-VOIR
PAG. 12



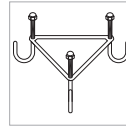
67 3104



3104-67 * KIT 9976-A

* FISSAGGIO A TERRA PER PALI (OPZIONALI)
GROUND FIXING FOR POLES (OPTIONAL)
FIXATION AU SOL POUR POTEAUX (EN OPTION)

per base-for base-pour base
215x250 mm



9976-A

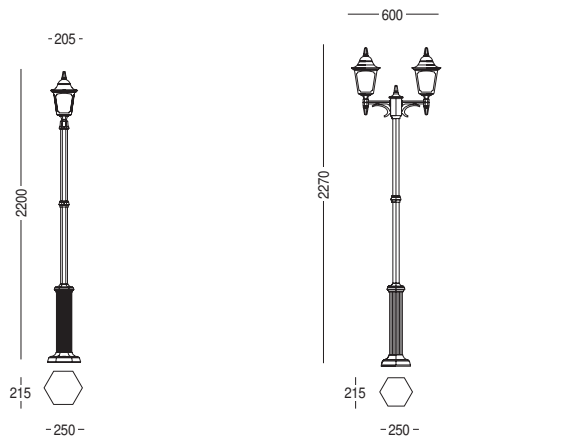


COD.	LAMP	V	W
3104-67...30	E27	250	75 max

MODU **LED** VEDI-SEE-VOIR
PAG. 12

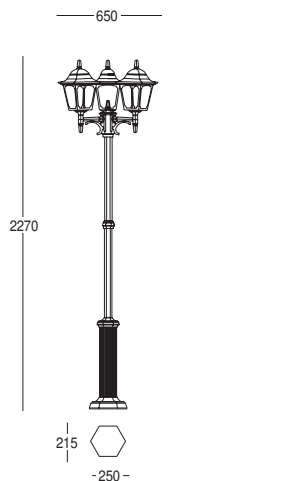


68-69-61 3104



3104-68 * KIT 9976-A

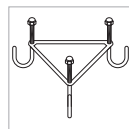
3104-69 * KIT 9976-A



3104-61 * KIT 9976-A

* FISSAGGIO A TERRA PER PALI (OPZIONALI)
GROUND FIXING FOR POLES (OPTIONAL)
FIXATION AU SOL POUR POTEAUX (EN OPTION)

per base-for base-pour base
215x250 mm



9976-A

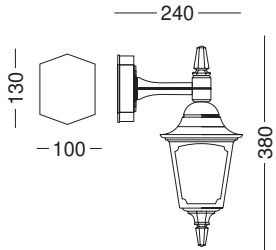


COD.	LAMP	V	W
3104-68...30			
3104-69...30	E27	250	75 max
3104-61...30			

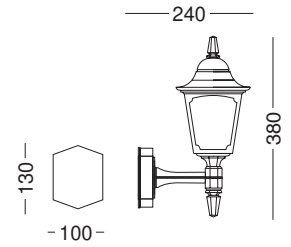
MODU **LED** VEDI-SEE-VOIR
PAG. 12



02-03 3103



3103-02



3103-03

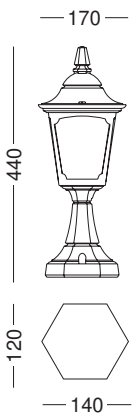


MODU **LED** VEDI-SEE-VOIR
PAG. 12



COD.	LAMP	V	W
3103-02...30	E27	250	75 max
3103-03...30			

04 3103



3103-04

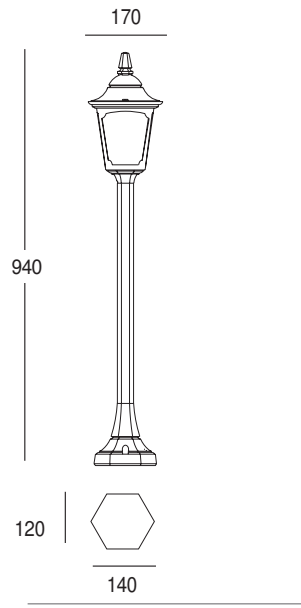


MODU **LED** VEDI-SEE-VOIR
PAG. 12



COD.	LAMP	V	W
3103-04...30	E27	250	75 max

15 3103



3103-15



COD.	LAMP	V	W
3103-15...30	E27	250	75 max

MODU **LED** VEDI-SEE-VOIR
PAG. 12

