

ITALICO20 serie S-OTP

Armatura a LED per illuminazione di strade principali e secondarie, aree residenziali, piste ciclabili, parcheggi, aree pedonali, parchi, ecc...



Italico20 Mini

STANDARD				A RICHIESTA				
220-240V 50-60Hz	CCT 4000K	CRI 70+	IP 66	ECG CC	ECG DALI	MV	NEMA SOCKET	ZHAGA
IK10 CORPO	IK08 VETRO	ECG 1-10V		2200K 6000K		ONDE RADIO	ONDE CONV.	

CARATTERISTICHE PRINCIPALI

Corpo in pressofusione di alluminio verniciato;
 Ottica: lenti secondarie tipo S-OTP multilayer;
 Efficienza sorgente LED >230lm/W Ta 25°C Tj 25°C;
 Temperatura di colore sorgente LED: 4000K/3000K/
 5700K (2200K/2700K/5000K/6000K su richiesta);
 Schermo di protezione in vetro piano temperato;
 CRI ≥70;
 Grado di protezione IP66;
 Sezionatore automatico di linea;
 Connettore rapido di linea IP67;
 Resistenza meccanica IK08 (diffusore) IK10 (corpo);
 Classe di isolamento: I - II;
 Alimentazione: 220÷240V - 50/60Hz;
 Fattore di potenza: > 0.90;
 Protezione sovratensioni fino a 10KV (fino a 20KV su
 richiesta);
 Verniciatura RAL 9007;

DIMENSIONI



Italico20 Mini: 10 - 60W
 Dimensioni: 384mm x 251mm x h187mm(*)
 Montaggio: Top pole (*) / Laterale su sbraccio
 Attacco: Ø 48/60mm

OTTICA S-OTP

ST : Ottica stradale
CP : Ottica ciclopedonale
AP : Ottica attraversamento pedonale
AS : Ottica asimmetrica
 Altre distribuzioni fotometriche su richiesta.

NORME

**CEI/EN 60598-1; CEI/EN 60598-2-3;
 CEI/EN 62471 (ESENTE RG0);
 CEI/EN 62031; 2014/30/CE;**



STREET

URBAN

INDUSTRIAL

FLOODLIGHT

GALLERY

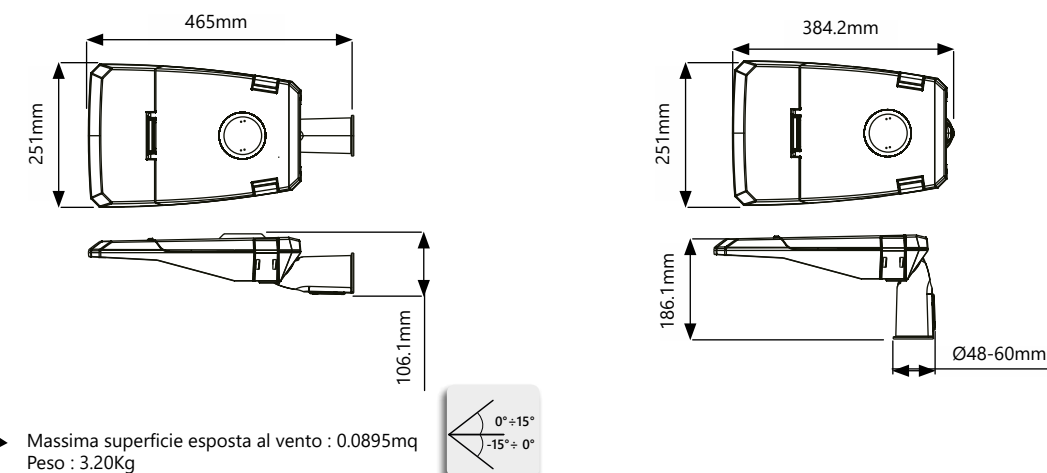
KIT RETROFIT

SOLAR

ESEMPIO CODICE PRODOTTO	W	CRI	CCT	OTTICA S-OTP	DALI	1-10V	LUMEFI	MV	SMART CONTROL SYSTEM	CLASSE
CODICE BASE	(A)	(B)	(C)	(D)	(E)	(F)	(G)	(H)	(I)	(L)
ITALICO20 MINI	60W	CRI 70	4000K	STRADALE	DALI	-	-	-	-	CLASSE II
IT20M	60	7	40	ST	DA	-	-	-	-	02

IT20M 4000 K	W	CRI	CCT	OTTICA S-OTP	FLUSSO LED	FLUSSO SISTEMA	DALI	1-10V	LUMEFI	MV	SMART CONTROL SYSTEM	CLASSE
CODICE BASE	(A)	(B)	(C)	(D)	-	-	(E)	(F)	(G)	(H)	(I)	(L)
IT20M10-740	10	7	40	ST-CP-AP-AS	2.300	1.550	DA	10V	LF	MV	NM-ZH-OR-OC	01 - 02
IT20M20-740	20	7	40	ST-CP-AP-AS	4.600	3.100	DA	10V	LF	MV	NM-ZH-OR-OC	01 - 02
IT20M30-740	30	7	40	ST-CP-AP-AS	6.900	4.590	DA	10V	LF	MV	NM-ZH-OR-OC	01 - 02
IT20M40-740	40	7	40	ST-AP-AS	9.200	6.120	DA	10V	LF	MV	NM-ZH-OR-OC	01 - 02
IT20M50-740	50	7	40	ST-AP-AS	11.500	7.550	DA	10V	LF	MV	NM-ZH-OR-OC	01 - 02
IT20M60-740	60	7	40	ST-AP-AS	13.800	9.060	DA	10V	LF	MV	NM-ZH-OR-OC	01 - 02
IT20M10-840	10	8	40	ST-CP-AP-AS	2.120	1.519	DA	10V	LF	MV	NM-ZH-OR-OC	01 - 02
IT20M20-840	20	8	40	ST-CP-AP-AS	4.240	3.038	DA	10V	LF	MV	NM-ZH-OR-OC	01 - 02
IT20M30-840	30	8	40	ST-CP-AP-AS	6.360	4.498	DA	10V	LF	MV	NM-ZH-OR-OC	01 - 02
IT20M40-840	40	8	40	ST-AP-AS	8.480	5.998	DA	10V	LF	MV	NM-ZH-OR-OC	01 - 02
IT20M50-840	50	8	40	ST-AP-AS	10.600	7.399	DA	10V	LF	MV	NM-ZH-OR-OC	01 - 02
IT20M60-840	60	8	40	ST-AP-AS	12.720	8.879	DA	10V	LF	MV	NM-ZH-OR-OC	01 - 02

IT20M 3000 K	W	CRI	CCT	OTTICA S-OTP	FLUSSO LED	FLUSSO SISTEMA	DALI	1-10V	LUMEFI	MV	SMART CONTROL SYSTEM	CLASSE
CODICE BASE	(A)	(B)	(C)	(D)	-	-	(E)	(F)	(G)	(H)	(I)	(L)
IT20M10-730	10	7	30	ST-CP-AP-AS	2.270	1.488	DA	10V	LF	MV	NM-ZH-OR-OC	01 - 02
IT20M20-730	20	7	30	ST-CP-AP-AS	4.540	2.976	DA	10V	LF	MV	NM-ZH-OR-OC	01 - 02
IT20M30-730	30	7	30	ST-CP-AP-AS	6.810	4.406	DA	10V	LF	MV	NM-ZH-OR-OC	01 - 02
IT20M40-730	40	7	30	ST-AP-AS	9.080	5.875	DA	10V	LF	MV	NM-ZH-OR-OC	01 - 02
IT20M50-730	50	7	30	ST-AP-AS	11.350	7.248	DA	10V	LF	MV	NM-ZH-OR-OC	01 - 02
IT20M60-730	60	7	30	ST-AP-AS	13.620	8.698	DA	10V	LF	MV	NM-ZH-OR-OC	01 - 02
IT20M10-830	10	8	30	ST-CP-AP-AS	2.040	1.458	DA	10V	LF	MV	NM-ZH-OR-OC	01 - 02
IT20M20-830	20	8	30	ST-CP-AP-AS	4.080	2.916	DA	10V	LF	MV	NM-ZH-OR-OC	01 - 02
IT20M30-830	30	8	30	ST-CP-AP-AS	6.120	4.318	DA	10V	LF	MV	NM-ZH-OR-OC	01 - 02
IT20M40-830	40	8	30	ST-AP-AS	8.160	5.758	DA	10V	LF	MV	NM-ZH-OR-OC	01 - 02
IT20M50-830	50	8	30	ST-AP-AS	10.200	7.103	DA	10V	LF	MV	NM-ZH-OR-OC	01 - 02
IT20M60-830	60	8	30	ST-AP-AS	12.240	8.524	DA	10V	LF	MV	NM-ZH-OR-OC	01 - 02



► Massima superficie esposta al vento : 0.0895mq
Peso : 3.20Kg

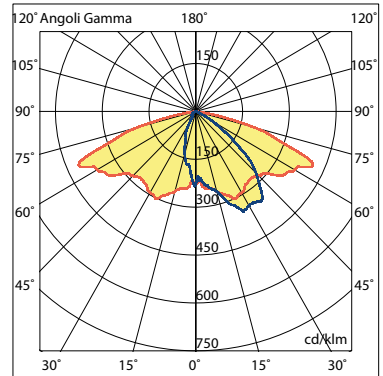
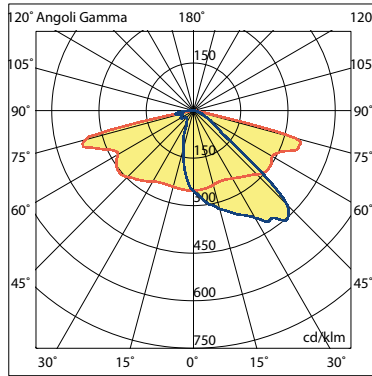
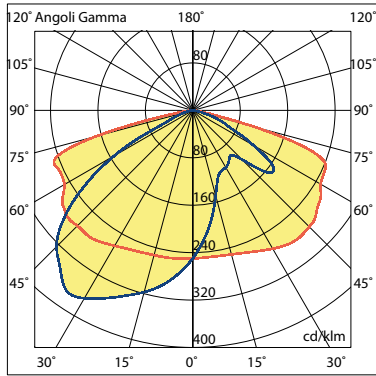
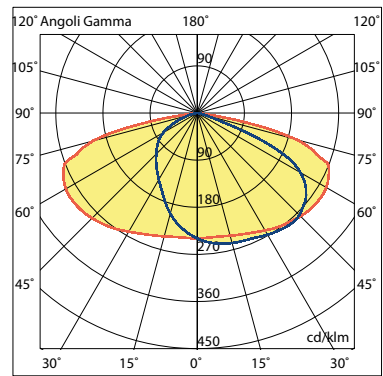
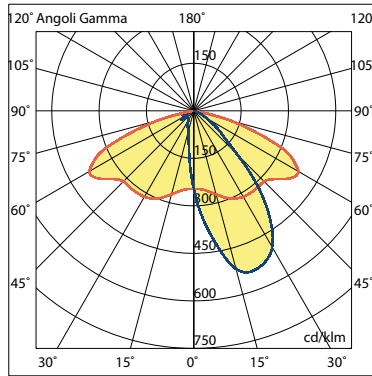
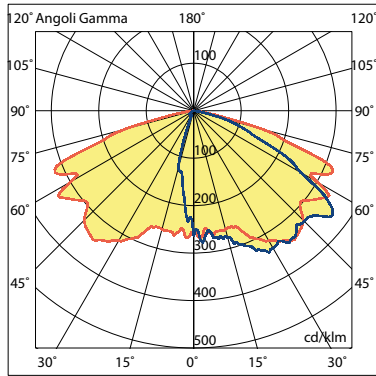
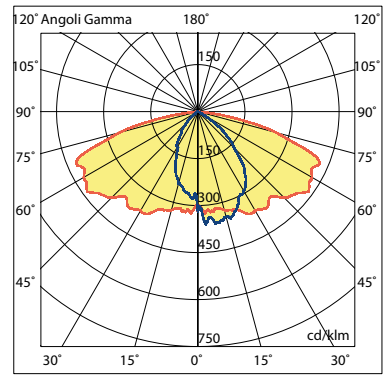
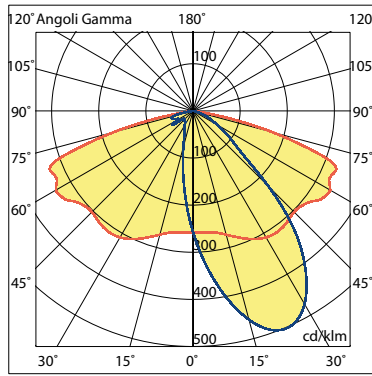
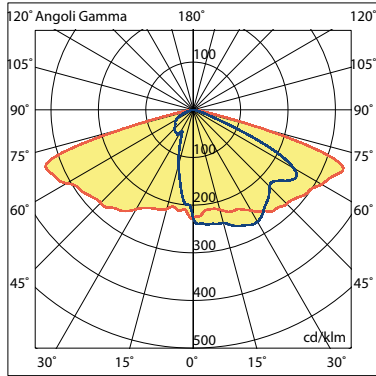
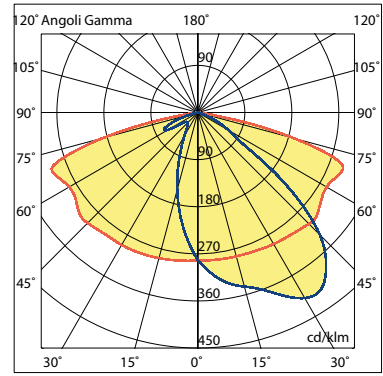
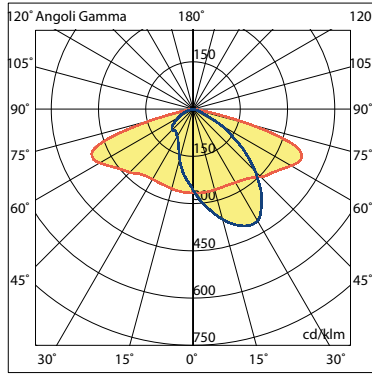
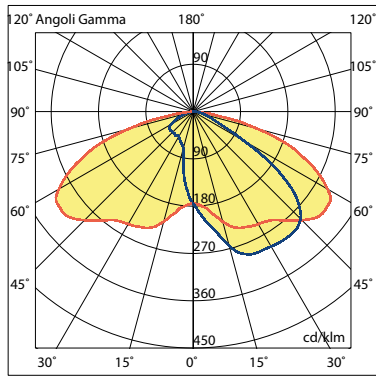


Dimensioni : ITALICO20 MINI - Attacco laterale

Dimensioni : ITALICO20 MINI - Attacco verticale

Legenda acronimi

IT20 : Italice 20
M : Mini
MD : Medium
L : Large
ST : Ottica stradale
CP : Ottica ciclopedonale
AP : Ottica attr. pedonale
AS : Ottica asimmetrica
DA : Dali
10V : 1-10V
LF : LUMEFI
M.V. : Mezzanotte Virtuale
NM : Nema Socket
ZH : Zhaga
OR : Onde radio
OC : Onde convogliate



STREET

URBAN

INDUSTRIAL

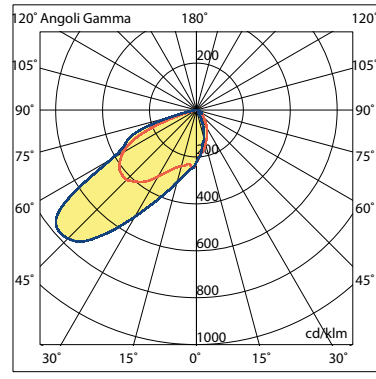
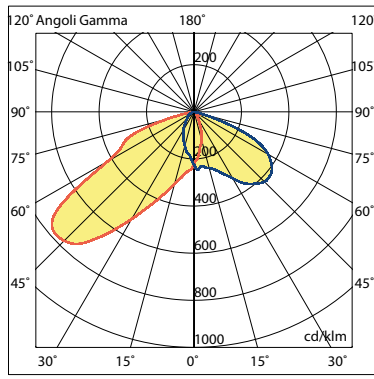
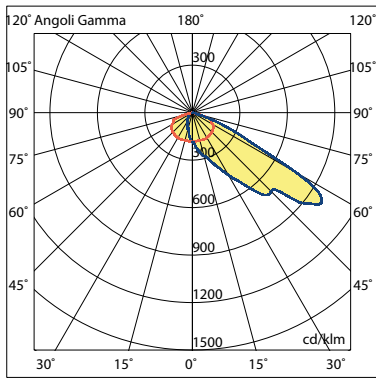
FLOODLIGHT

GALLERY

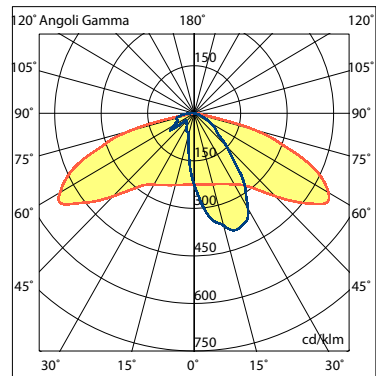
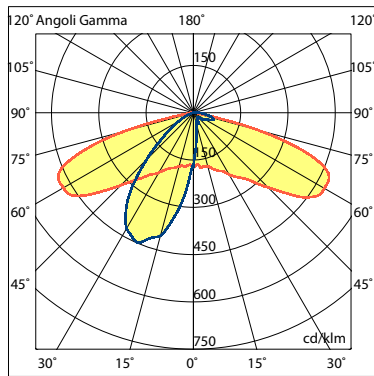
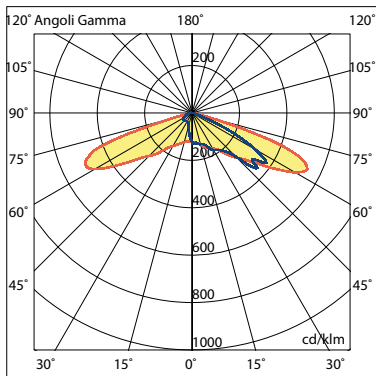
KIT RETROFIT

SOLAR

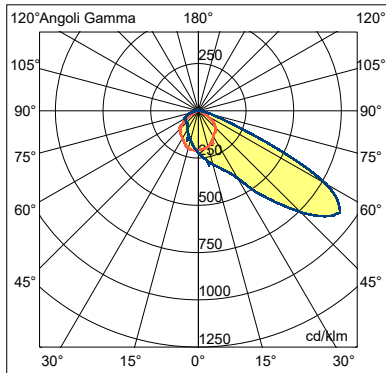
DISTRIBUZIONE FOTOMETRICA _ ATTRAVERSAMENTO PEDONALE



DISTRIBUZIONE FOTOMETRICA _ CICLOPEDONALE



DISTRIBUZIONE FOTOMETRICA _ ASIMMETRICA



SPECIFICHE TECNICHE

