


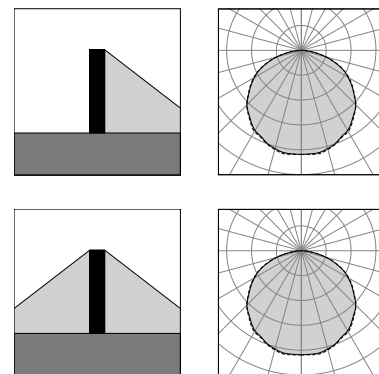
Serie di paletti ad emissione lineare verticale ideati per l'illuminazione di vialetti, giardini disponibile in varie altezze. La costruzione del apparecchio in lega in alluminio ad alta resistenza alla ossidazione e sottoposto a trattamento con nano-bonderite protetto con verniciatura a polvere poliestere texturizzata, rendono il prodotto resistente agli agenti atmosferici ed ai raggi UV garantendone la massima protezione nel corso degli anni. Le guarnizioni in silicone assicurano la massima tenuta in tutte le condizioni operative e di temperatura. Il diffusore in materiale silicico opale garantisce una distribuzione ottimale della luce. La viteria è completamente in acciaio inossidabile.

Series of bollards with linear vertical emission designed for lighting pathways, driveways available in various heights. The body is constructed of high oxidation resistant aluminum alloy which is subjected to nano-bonderite treatment and finished with texturized polyester powder paint, making the product resistant to atmospheric agents and UV rays, guaranteeing maximum protection over the years. Silicone gaskets ensure maximum sealing in all operating and temperature conditions. The opal silicone diffuser ensures maximum light distribution. All the external screws are in stainless steel.



CERTIFICAZIONI CERTIFICATION	CE ENEC UK
GRADO DI PROTEZIONE IP RATING	IP 65 IP 65
CLASSE DI ISOLAMENTO CLASSIFICATION	classe I / III class I / III
DIMMERABILE DIMMABLE	non dimmerabile not dimmable
CORPO BODY	alluminio pressofuso EN AB 44100 ad alta resistenza alla ossidazione die-cast aluminum EN AB 44100 highly resistant to oxidation
DIFFUSORE DIFFUSER	vetro sodico lime temprato 4mm soda-lime tempered glass 4mm
VITERIA ESTERNA EXTERNAL FIXINGS	inox A4-70 trattata in soluzione lubrificante idrorepellente con alto potere antiossidante stainless steel A4-70 treated with highly antioxidant water-repellent lubricating solution
GUARNIZIONI SEALING GASKET	silicone silicone
INGRESSO CAVO CABLE ENTRY	passacavo in silicone Ø 10/14 mm apparecchio fornito con 0,5 m di cavo silicone bushing Ø 10/14 mm fixture supplied pre-wired cable 0,5 m
SORGENTE LUMINOSA LIGHT SOURCE	LED incluso LED integral
FINITURA FINISH	verniciatura in polveri poliestere ad alta resistenza ai raggi UV ed alla corrosione powder coating polyester high resistance to UV and oxidation

Segmento 1L



Segmento 1L 150

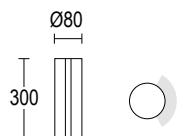
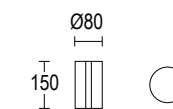
Segmento 1L 300

Segmento 1L 150
 1,58W LED 3000K / 4000K
 150lm
 220-240V 50/60hz / 24V DC
 alimentatore incluso LED driver integral

Segmento 1L 300
 3,15W LED 3000K / 4000K
 300lm
 220-240V 50/60hz / 24V DC
 alimentatore incluso LED driver integral

GH0980

GH0981



ACCESSORI ACCESSORIES

AC184.0024016SN-20
 Alimentatore 16W 24 VDC IP20
 Driver 16W 24 VDC IP20

AC279
 Connettore per cablaggio in cascata IP68
 IP68 connector for the through wiring

AC205-IP55
 Scatola per alimentatore remoto IP55
 Ip 55 remote power supply box

AC205-IP66
 Scatola per alimentatore remoto IP66
 Ip 66 remote power supply box

AC146.0024014FN-67
 Alimentatore 14W 24 VDC IP67
 Driver 14W 24 VDC IP67

AC204
 Connettore rapido IP68
 IP68 fast connector



Vai alla pagina
 Web del prodotto
 Go to the product Web page

Grigio scuro opaco 05 ●
 Dark grey matt

Grigio chiaro 19 ●
 Light grey

Altre finiture disponibili sul sito web
 Other finishes available on the website

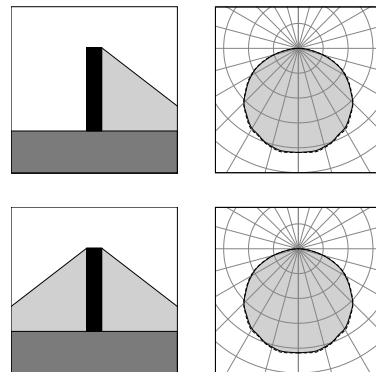


Segmento 1L



Segmento 1L 600

Segmento 1L 900

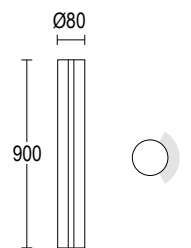
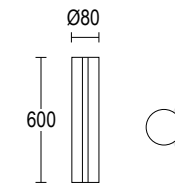


Segmento 1L 600
 6,3W LED 3000K / 4000K
 600lm
 220-240V 50/60hz / 24V DC
 alimentatore incluso LED driver integral

GH0982

GH0983

Segmento 1L 900
 9,45W LED 3000K / 4000K
 900lm
 220-240V 50/60hz / 24V DC
 alimentatore incluso LED driver integral



Vai alla pagina
 Web del prodotto
 Go to the product Web page

Grigio scuro opaco 05 ●
 Dark grey matt

Grigio chiaro 19 ●
 Light grey

Altre finiture disponibili sul sito web
 Other finishes available on the website

ACCESSORI ACCESSORIES

AC184.0024016SN-20
 Alimentatore 16W 24 VDC IP20
 Driver 16W 24 VDC IP20



AC279
 Connettore per cablaggio in cascata IP68
 IP68 connector for the through wiring



AC205-IP55
 Scatola per alimentatore remoto IP55
 Ip 55 remote power supply box

AC205-IP66
 Scatola per alimentatore remoto IP66
 Ip 66 remote power supply box

AC146.0024014FN-67
 Alimentatore 14W 24 VDC IP67
 Driver 14W 24 VDC IP67



AC204
 Connettore rapido IP68
 IP68 fast connector

Segmento 2L

Segmento 2L

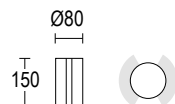


Segmento 2L 150

Segmento 1L 300


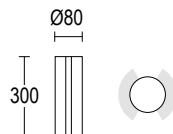
Segmento 2L 150
2x1,58W LED 3000K / 4000K
2x150lm
220-240V 50/60hz / 24V DC
alimentatore incluso LED driver integral

GH0984



Segmento 2L 300
2x 3,5W LED 3000K / 4000K
2x300lm
220-240V 50/60hz / 24V DC
alimentatore incluso LED driver integral

GH0985

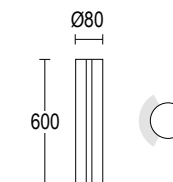


Segmento 2L 600

Segmento 2L 900

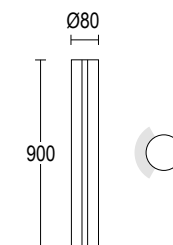
Segmento 2L 600
6,3W LED 3000K / 4000K
600lm
220-240V 50/60hz / 24V DC
alimentatore incluso LED driver integral

GH0986



Segmento 2L 900
2x 9,5W LED 3000K / 4000K
2 x 900lm
220-240V 50/60hz / 24V DC
alimentatore incluso LED driver integral

GH0987



ACCESSORI ACCESSORIES



AC205-IP55
Scatola per alimentatore remoto IP55
Ip 55 remote power supply box



AC191.0024035SN-20
Alimentatore 35W 24 VDC IP20
Driver 35W 24 VDC IP20



AC146.0024014FN-67
Alimentatore 14W 24 VDC IP67
Driver 14W 24 VDC IP67



AC088.0042040FN-67
Alimentatore 40W 24 VDC IP67
Driver 40W 24 VDC IP67



AC088.0042040FN-67
Alimentatore 40W 24 VDC IP67
Driver 40W 24 VDC IP67

ACCESSORI ACCESSORIES



AC205-IP55
Scatola per alimentatore remoto IP55
Ip 55 remote power supply box



AC146.0024014FN-67
Alimentatore 14W 24 VDC IP67
Driver 14W 24 VDC IP67



AC088.0042040FN-67
Alimentatore 40W 24 VDC IP67
Driver 40W 24 VDC IP67



AC088.0042040FN-67
Alimentatore 40W 24 VDC IP67
Driver 40W 24 VDC IP67